




2025 MOBILE APP FAQs (Frequently Asked Questions)



Welcome to #ORS2025 Mobile App



(PREVIEW) WELCOME TO
#ORS2025
100 N 3rd St, Phoenix, AZ 85004



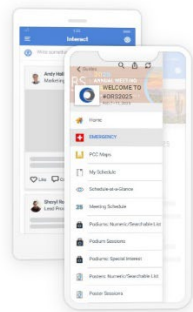
- Registration North Hall A-C...
- Speaker Ready... North 223
- Exhibits & Post... North Hall A-C
- Wi-Fi Password annualmtg

Come for the science, stay for the Community!

1. How do I access the mobile app?

Download the ORS 2025 mobile app through the Apple App or Google Play store on your mobile device or with the following QR Code. **When prompted, enter the Passphrase "ors2025" (no quotes).**

NOTE: If you are an Apple user and downloaded any previous versions of the ORS Annual Meeting app(s), please be sure "HIDE EXPIRED PASSES" is turned **ON** in your [Apple Wallet](#) to avoid any conflicts.



Get the Guide on your mobile device

Download the Guide on mobile to access up-to-date information, track sessions, interact with attendees, view photos, and more!



Scan the QR code or visit this page on your mobile device.



2. How do I find food or other local establishments outside the Convention Center?

From the mobile app **HOME PAGE**, click the center map to enable the Google interactive area map. Pinch/expand to zoom in/out of the immediate area.

3. What's the Wi-Fi password or Network?

On the mobile app **HOME PAGE**, you will find "quick links" to the most frequently accessed/needed information. The Wi-Fi password shows without any further action. To find the Wi-Fi network, click the password to expand the selection.

CONNECT to the 2025 ANNUAL MEETING

WI-FI Network = **ORS2025** | Password = **annualmtg**

2025 ANNUAL MEETING

SCIENCE IS OUR CORE

February 7 – 11, 2025 | Phoenix, Arizona



2025 MOBILE APP FAQs (Frequently Asked Questions)

4. What are the registration hours? Speaker Ready Room hours? Exhibit and Poster Hall hours?

On the mobile app **HOME PAGE**, under the center map, you will find “quick links” to the most frequently accessed/needed information. Click on these to expand for more information on registration, speaker ready room, exhibit and poster hall, and Wi-Fi access.

5. What do I do/where do I go in the event of an EMERGENCY?

On the mobile app **MAIN MENU**, please familiarize yourself with the exits and emergency equipment as shown on the map provided under the **EMERGENCY** menu item.

6. How do I find the locations of the Sessions? Where do I go?

MAIN MENU: PCC Maps provides maps of the Phoenix Convention Center, the Exhibit and Poster Hall, and the locations of ADA accessible entrances/exits and First Aid/AED.

In addition, the location of every Session is shown within the individual Session listing from the “**Meeting Schedule**” which can be found on the mobile app **MAIN MENU**

7. Is there a 2025 Schedule-at-a-Glance?

Yes, the **2025 Schedule-at-a-Glance** can be found on both the ORS website https://www.ors.org/wp-content/uploads/2025/01/AM25_SAAG.pdf and the mobile app from the **MAIN MENU**, menu item = **Schedule-at-a-Glance** (“eye” icon).

8. Can I download or print the schedule?

Yes, use this link to download the PDF

https://www.ors.org/wp-content/uploads/2025/01/AM25_SAAG.pdf

9. How do I SEARCH?

Searches can be conducted in a number of ways ...

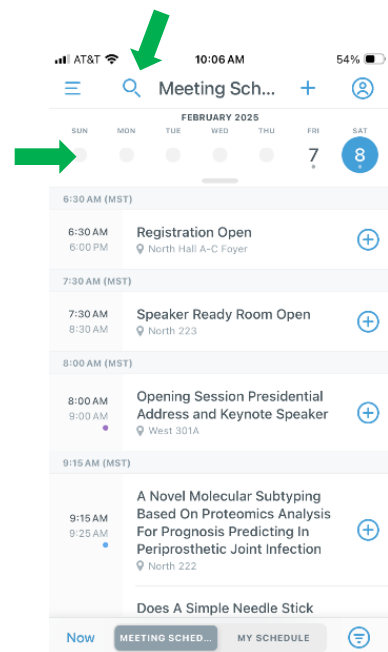
a. General Search

Use the magnifying glass in the upper left corner on any screen. Searching from **Home** will search the entire app content.

In choosing a menu item, (ex. **Meeting Schedule**) using the magnifying glass to search will search the contents of the **Meeting Schedule**.

b. Search by Day:

- From the **MAIN MENU**, choose **Meeting Schedule**
- At the top, swipe left/right to change day/date


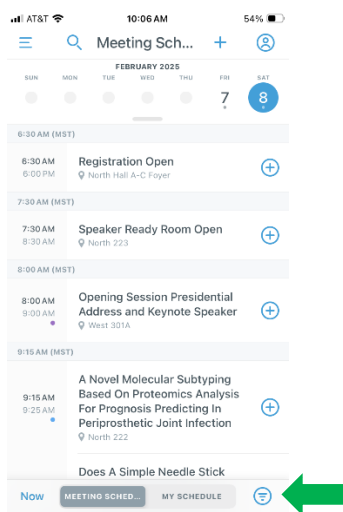




2025 MOBILE APP FAQs (Frequently Asked Questions)

c. FILTER by Track:

- From the **MAIN MENU**, choose **Meeting Schedule**. You can filter the **Meeting Schedule** activities by selecting **Meeting Schedule** on the mobile app **MAIN MENU** and clicking the round (menu) icon in the lower right corner to bring up the list of choices.



Then choose the track desired and “apply”. Scroll meeting days (left/right) to view the filtered Sessions for each day.

10. Where do I find the PODIUM PRESENTATION ABSTRACTS?

MAIN MENU: There are three **PODIUM** selections available on the main menu:

- Podiums: Numerical/Searchable List
- Podiums: Special Interest*
- Podiums: Sessions*

***Please NOTE:** On these (*) menu items, the initial menu is searchable, but once into the second layer/tier/menu, the search option is no longer available. Once you choose the sub-menu desired, scroll through and select the item of interest.

11. Where do I find the POSTER ABSTRACTS?

MAIN MENU: There are three **POSTER** selections available on the main menu:

- Posters: Numerical/Searchable List
- Posters: Special Interest*
- Posters: Sessions*

***Please NOTE:** On these (*) menu items, the initial menu is searchable, but once into the second layer/tier/menu, the search option is no longer available. Once you choose the sub-menu desired, scroll through and select the item of interest.

2025 ANNUAL MEETING

SCIENCE IS OUR CORE

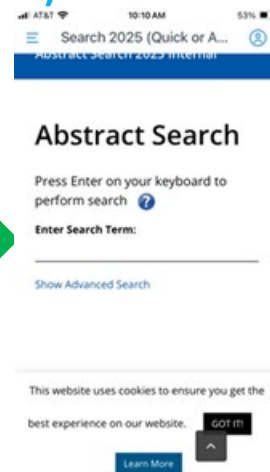
February 7 – 11, 2025 | Phoenix, Arizona



2025 MOBILE APP FAQs (Frequently Asked Questions)

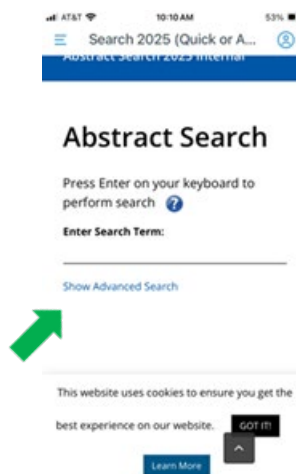
12. Are there more search options?

- i. From the **MAIN MENU**, choose [Search 2025](#) (magnifying glass) which will bring you to the Annual Meeting search platform
- ii. Enter **any** of the following criteria:
 1. Paper or Poster Number
 2. Abstract Title
 3. Author (any)
 4. Keyword



Based on the criteria entered above, the results will return in an abbreviated “grid” (shown below) and will display the Paper or Poster Number, Abstract Title, and the icon to access the PDF Abstract.

For a more advanced, detailed search choose [Show Advanced Search](#) to input more criteria.



13. Are Agendas available for PLENARY SESSIONS and SECTION MEETINGS?

Once you click into a Session, scroll to the bottom. If an agenda is available for a Session, you will find a link to the “agenda” PDF below the header “agenda”.

14. Where can I find the Keyword Index and 2025 Program Listings?

Links to these materials are available under the menu item [Meeting Info & Policies](#) and submenu, [2025 Program Materials](#).

15. How can I get HELP?

You may ask any Staff Member for assistance. If you are experiencing a technical issue, you may contact Shari (aka ORSPrograms) for IT support at orsprograms@ors.org

CONNECT to the 2025 ANNUAL MEETING

WI-FI Network = [ORS2025](#) | Password = [annualmtg](#)